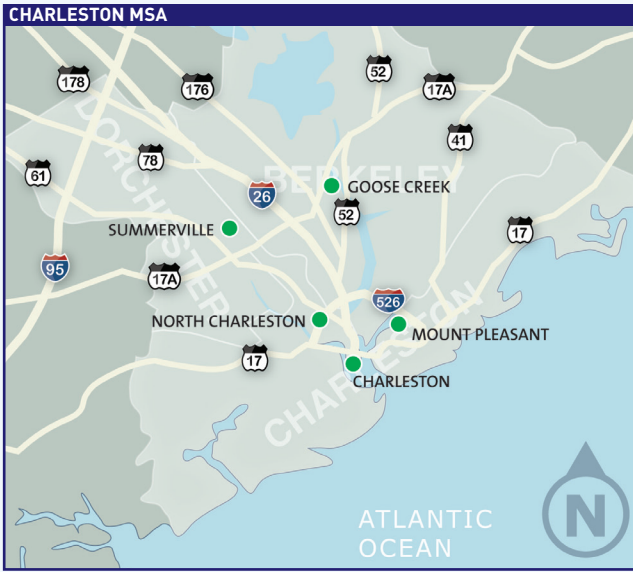
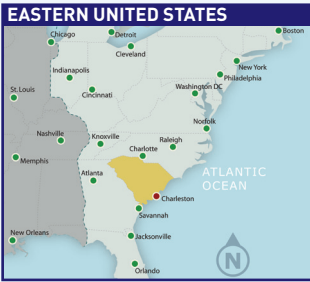


CHARLESTON | SOUTH CAROLINA | USA | ECONOMIC PROFILE



Fast Facts

Population (2010 Census)	665,091
Growth Rate (2000-2010)	21%
U.S. Population Rank (2009)	80
Median Age (2010)	35.4
Total Civilian Labor Force (2009)	322,308
Unemployment Rate (2010)	9.4%
Avg. Household Income (2009)	\$63,686
Land/Water Area	3,163 sq. mi.

"#1 U.S. Metro For Brain Gain"

WALL STREET JOURNAL | 9.2011

"Best Places for Business & Careers"

FORBES | 7.2011

Top 20 "Best Performing Cities"

MILKEN INSTITUTE | 12.2011


Workforce Trends

Educational Attainment % of Population 25+ (2010)

HIGH SCHOOL DIPLOMA OR EQUIVALENT OR HIGHER



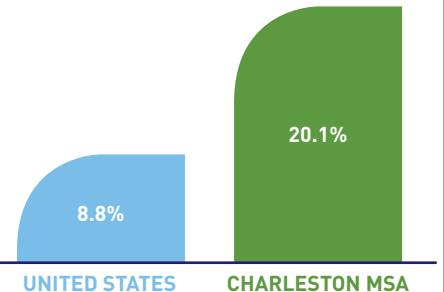
HOLD A BACHELORS DEGREE OR HIGHER



HOLD AN ADVANCED DEGREE



Labor Force Growth 2000-2010



Largest Employers APRIL 2012

COMPANY	EMPLOYEES
Joint Base Charleston (U.S. Navy & Charleston Air Force Base)	22,000
Medical University of South Carolina	13,000
Roper St. Francis Healthcare	5,100
Boeing South Carolina	5,000
Trident Health System	2,500
Robert Bosch LLC	2,100
Piggly Wiggly Carolina Co, Inc.	1,800
Blackbaud, Inc. (software development)	1,200

Economic Drivers

PORT OF CHARLESTON: Has the deepest harbor and shipping channels in the South Atlantic and regularly hosts Post-Panamax vessels. The most efficient port in the U.S, it offers global connections to 150 countries around the world.

MILITARY: Local presence by nearly every agency in the U.S. Departments of Defense and Homeland Security. Employs 22,000+ in the region (active & civilian) and adds \$3 billion annually to the local economy.

HEALTHCARE & MEDICAL TECHNOLOGY: Four nationally recognized hospital systems, including the Medical University of South Carolina (MUSC). This growing research center and teaching hospital awards 800+ degrees each year, employs more than 11,000, and annually contributes over \$2.3 billion to the local economy.

VISITOR INDUSTRY: More than 4 million annual visitors provide a yearly economic impact of \$3 billion. Charleston is named #1 U.S. travel destination by readers of *Conde Nast Traveler* and #3 on the publication's "World's Best Cities" list.

CHARLESTON | SC | USA | ECONOMIC PROFILE: Berkeley, Charleston & Dorchester counties

TARGETS: ADVANCED SECURITY & IT | AEROSPACE | BIOMEDICAL | WIND ENERGY | ADVANCED MATERIALS | DISTRIBUTION



First South Carolina-made Boeing 787 Dreamliner rolls out April 27, 2012



Clemson University opens first test bed in world's largest Wind Turbine Drivetrain Testing Facility Summer 2012



The Port of Charleston, the deepest harbor in the Southeast U.S., receives funding to study further deepening to 50 feet



DAIMLER



SKF



Current Initiatives

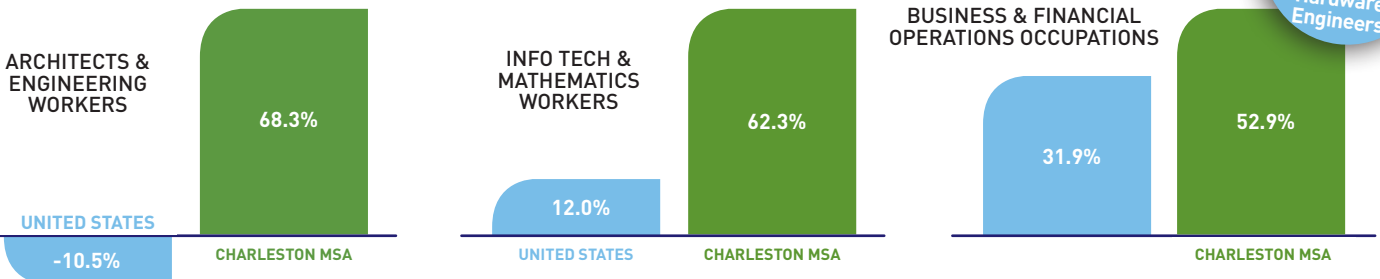
NEXT GENERATION LEARNING – Charleston is among a handful of communities designated by the Ford Motor Co. Fund as a “Next Generation Learning Community,” a program designed to strengthen the connection between student education and preparation for the local workforce.

SUSTAINABLE DEVELOPMENT – MeadWestvaco’s master plan for East Edisto, 78,600 acres along the Edisto River, calls for maintaining 75% in permanently rural countryside and the remainder in a series of towns, villages, crossroad communities and commerce centers.

LEADING EDGE IT – SPAWAR Systems Center Atlantic’s new \$9.5 million Consolidated Engineering Laboratory will focus on service oriented architecture (SOA), server virtualization, cloud computing models, cyber security, virtual storage and other state-of-the-art innovations.

THRIVING CREATIVE CLASS – A report by Charleston’s “Creative Parliament” shows a creative workforce of 27,315, or nearly 7% of the region’s total workforce. In 2009, gross sales generated by these creative professionals exceeded \$1.4 billion.

Occupational Growth 2000-2010



#1
Fastest Growing
Mid-Size Metro
for Computer
Hardware
Engineers

FOR MORE INFORMATION CONTACT: Hank Taylor, VP Global Business Development

Charleston Regional Development Alliance | 843.760.4526 | htaylor@crda.org | charlestoneconomicdevelopment.com

