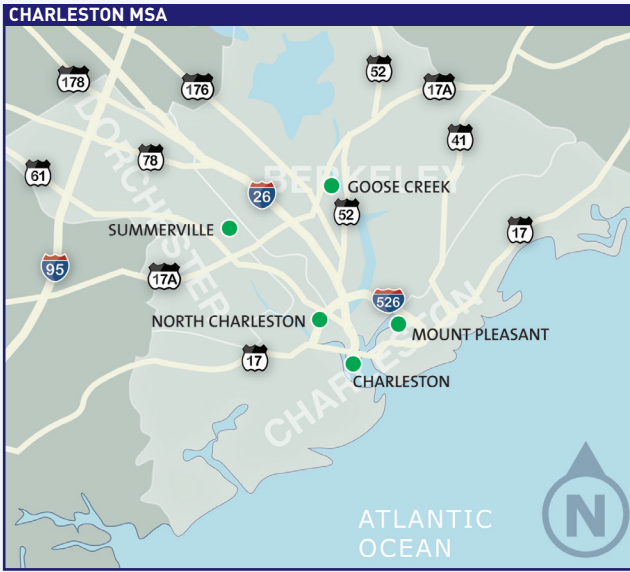
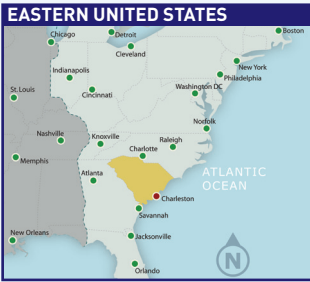


# ECONOMIC PROFILE: Charleston | South Carolina | USA



## Fast Facts

Population (2010 Census)	665,091
Growth Rate (2000-2010)	21%
U.S. Population Rank (2009)	80
Median Age (2010)	35.4
Total Civilian Labor Force (2009)	322,308
Unemployment Rate (2010)	9.4%
Avg. Household Income (2009)	\$63,686
Land/Water Area	3,163 sq. mi.

**"#1 U.S. Metro For Brain Gain"**

WALL STREET JOURNAL | 9.2011

**"Best Places for Business & Careers"**

FORBES | 7.2011

**Top 20 "Best Performing Cities"**

MILKEN INSTITUTE | 12.2011


## Workforce Trends

### Educational Attainment % of Population 25+ (2010)

HIGH SCHOOL DIPLOMA OR EQUIVALENT OR HIGHER



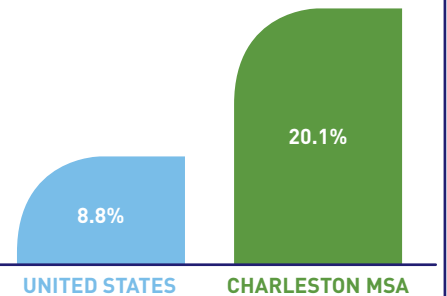
HOLD A BACHELORS DEGREE OR HIGHER



HOLD AN ADVANCED DEGREE



### Labor Force Growth 2000-2010



## Largest Employers APRIL 2012

COMPANY	EMPLOYEES
Joint Base Charleston (U.S. Navy & Charleston Air Force Base)	22,000
Medical University of South Carolina	13,000
Roper St. Francis Healthcare	5,100
Boeing South Carolina	5,000
Trident Health System	2,500
Robert Bosch LLC	2,100
Piggly Wiggly Carolina Co, Inc.	1,800
Blackbaud, Inc. (software development)	1,200

## Economic Drivers

**PORT OF CHARLESTON:** Has the deepest harbor and shipping channels in the South Atlantic and regularly hosts Post-Panamax vessels. The most efficient port in the U.S, it offers global connections to 150 countries around the world.

**MILITARY:** Local presence by nearly every agency in the U.S. Departments of Defense and Homeland Security. Employs 22,000+ in the region (active & civilian) and adds \$3 billion annually to the local economy.

**HEALTHCARE & MEDICAL TECHNOLOGY:** Four nationally recognized hospital systems, including the Medical University of South Carolina (MUSC). This growing research center and teaching hospital awards 800+ degrees each year, employs more than 11,000, and annually contributes over \$2.3 billion to the local economy.

**VISITOR INDUSTRY:** More than 4 million annual visitors provide a yearly economic impact of \$3 billion. Charleston is named #1 U.S. travel destination by readers of *Conde Nast Traveler* and #3 on the publication's "World's Best Cities" list.

# INDUSTRY PROFILE: Advanced Security & IT in the Charleston Region

**NICHE SECTORS:** DEFENSE ELECTRONICS | NETWORK COMMUNICATIONS | CYBERSECURITY | DATA CENTERS & CLOUD COMPUTING | WEB APPLICATIONS



**#1 FASTEST GROWING**  
mid-sized metro  
for Computer  
Hardware  
Engineers



## ATI program managers recognized by Department of Defense

CHARLESTON REGIONAL BUSINESS JOURNAL 1/2011

## Local military operations have \$4.67B impact

CHARLESTON REGIONAL BUSINESS JOURNAL 10/2010

## SPAWAR Atlantic breaks ground on new Consolidated Engineering Laboratory

SPAWAR 5/2010

More headlines can be found on our website: [www.charlestoneconomicdevelopment/news](http://www.charlestoneconomicdevelopment/news)



Booz | Allen | Hamilton




### Supporting Entities

- **Space & Naval Warfare Systems Center – Atlantic (SPAWAR Atlantic)** A major contractor of DoD's C4ISR program (command, control, communications, computers, intelligence, surveillance and reconnaissance) and the evolving C5ISR program (plus cyber); let \$3.5 billion in contracts in 2009.
- **Charleston Air Force Base:** Largest C-17 base on east coast
- **Naval Weapons Station and Nuclear Power Training Command/ Nuclear Power Training School**
- **Federal Law Enforcement Training Center (FLETC)**
- **U.S. Coast Guard** and its Maritime Law Enforcement Training Center
- **U.S. Department of State Financial Services Center (Charleston)**

### Defense Contractors

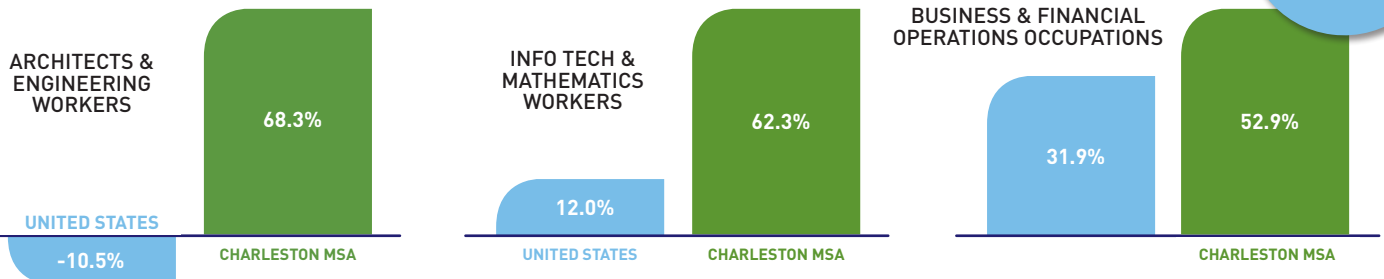
- Locally performed \$1.8 billion in DoD contracts in 2009, up 200% from 2006\*
- Employ approximately 11,000 local workers, many with high level security clearance



\* ACCORDING TO DOD DATA

**TOP 10**  
fastest growing  
mid-sized metros  
for Software  
Development

### Occupational Growth 2000-2010



**FOR MORE INFORMATION CONTACT:** Henry L. Taylor, Brig. General, USAF (Ret.)

Charleston Regional Development Alliance | 843.760.4526 | [htaylor@crda.org](mailto:htaylor@crda.org) | [charlestoneconomicdevelopment.com](http://charlestoneconomicdevelopment.com)

